




## HOW TO SUBSCRIBE TO BUS DELAYS & CANCELLATION'S EMAILS

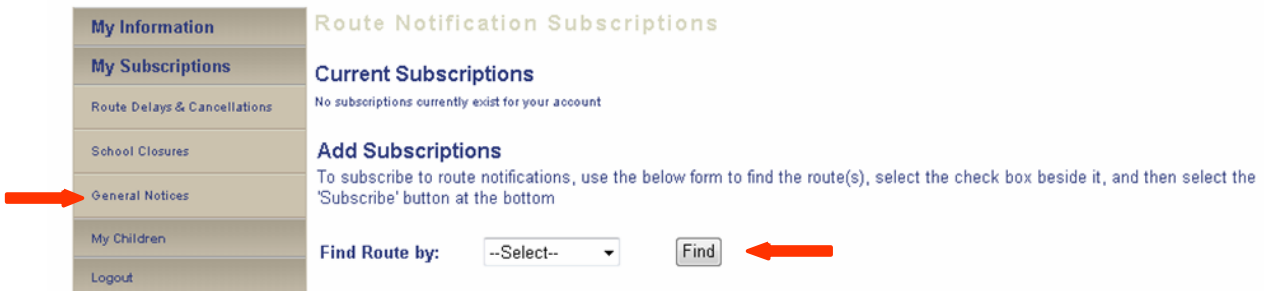
1. Log onto: <https://www.findmyschool.ca/Cancellations.aspx>
2. Click on the envelope on the top right side 
3. Under 'Other Options' select 'Subscribe'
4. Type in your email address and click 'Subscribe' - you will receive the following message; 'An email has been sent to this address. Please check your email and confirm the subscription'.
5. Open the email you received from 'support@wdsts.ca' and click 'confirm'. You will receive the following message; 'Thank you for confirming your subscription. Your password has been emailed to you and you may now manage your Subscriptions'.

## HOW TO MANAGE YOUR SUBSCRIPTIONS

After confirming your subscription click on 'Subscriptions' link or login to your account

- To choose notifications by route number click 'Route#' from the drop down list next to 'Find Route by:'
- A second drop down menu will appear to select which route you want to receive notifications on and hit find. Select the box next to the route number and click 'Subscribe'.

Note: You can repeat this step to subscribe to multiple routes



**My Information**  
**My Subscriptions**  
Route Delays & Cancellations  
School Closures  
General Notices  
My Children  
Logout


**Route Notification Subscriptions**

**Current Subscriptions**  
No subscriptions currently exist for your account

**Add Subscriptions**  
To subscribe to route notifications, use the below form to find the route(s), select the check box beside it, and then select the 'Subscribe' button at the bottom

Find Route by: --Select--

## HOW TO LOGIN TO YOUR ACCOUNT

1. Log onto: <https://www.findmyschool.ca/Cancellations.aspx>
2. Click on the envelope on the top right side 
3. Type in your email address and password then click login
  - Here you can view your subscriptions by route and/or children. Under 'My Information' you can update your email address, password and language preference.